



# **E. I. Bohach**

**Independent Computer Consultant**

<http://eibconsult.com>

## **Classifieds Redux component**

Classifieds Redux for native Joomla 1.5

An enhanced classified ads manager with these additional features:

- PayPal payment facility built in.
- Recurring/Subscription payment capability, defined globally (set x times either daily, weekly, monthly or yearly) or based on category (x days to a period).
- Captcha verification when submitting new ads.
- Up to 5 terms/durations and costs for each category and sub-category.
- Numerous additional configuration parameters to eliminate the need for custom modifications.
- Built in Google mapping, to the street address level.
- Captures submitting users IP address.
- Email address hidden from robots.
- New gallery image display for details page in addition to original display modes.
- Variable number of free and/or paid images can be set in the admin configuration and for each category and sub-category.
- One time payment for new ad and additional paid images.
- Ability to restrict (set a disclaimer) for a category (IE. Adults only or over 13 only).
- Numerous other enhancements mentioned in the documentation.
- Languages currently available are French, Italian, German and Spanish.

Go to the full featured demo on [eibconsult.com](http://eibconsult.com) for an evaluation.

The cost of this component is \$45.00, once purchased your license is valid for 180 days (6 months).

Therefore if newer versions are available of this component within that time period you are free to download the latest versions.

READ ON for the configuration parameters of Classifieds Redux.....

## Configuration Parameters:

Login to the administration back end and select Classifieds Redux configuration.

Here you can set numerous parameters to setup your ad system:

### General tab:

*Ads per page* - Number of ads to show at a time in View All Ads display.

*Auto Published* – If set to no then a Manager/Administrator must authorize the ad.

*Submission Type* - 3 options, create a user acct while posting a new ad, submit an ad without registering or require registration first.

*Allow ads at root level* - It is recommended NOT to allow ads at root level unless you will not have sub-categories.

*Number of Ads by user* - **-1** means unlimited ads, otherwise set to max number of ads allowed per user.

*New Notification* – Send a confirmation email to user and admin when a new ad has been posted.

*Update Notification* – Send a confirmation email to user and admin when an ad has been updated.

*Community Builder* – 3 options: Full uses the community Builder profile for the profile and the user ads, Profile uses the CB for the

General	Contact	Image	Text	Expiration	PayPal
Ads per page	<input type="text" value="25"/>				
Auto Published	<input checked="" type="checkbox" value="Yes"/>				
Submission Type	<input type="text" value="Visitors can submit AD without registration"/>				
Allow ads at root level	<input checked="" type="checkbox" value="Not Allowed"/>				
Number of Ads by User	<input type="text" value="-1"/>				
New Notification	<input checked="" type="checkbox" value="Yes"/>				
Update Notification	<input checked="" type="checkbox" value="Yes"/>				
Community Builder	<input checked="" type="checkbox" value="No"/>				
Display Mode	<input type="text" value="Short Mode"/>				
Latest ads	<input type="text" value="Display - Front Bottom"/>				
Category columns display	<input type="text" value="Display 2 columns"/>				
Allow category icons	<input checked="" type="checkbox" value="Yes"/>				
Display users IP address	<input checked="" type="checkbox" value="Yes"/>				
Required color	<input type="text" value="FFEC8B"/>				
Optional color	<input type="text" value="FFFAF0"/>				
Error color	<input type="text" value="FF0000"/>				
Show number of hits	<input checked="" type="checkbox" value="Yes"/>				
Show NEW Indicator	<input checked="" type="checkbox" value="Yes"/>				
Number of Days in NEW	<input type="text" value="10"/>				
Show HOT Indicator	<input checked="" type="checkbox" value="Yes"/>				
Number of hits for HOT	<input type="text" value="25"/>				
Display menu	<input checked="" type="checkbox" value="Yes"/>				
Display search	<input checked="" type="checkbox" value="Yes"/>				
Display Google Map	<input checked="" type="checkbox" value="No"/>				

profile, No uses the built-in Classifieds Redux profile.

*Display Mode* - is for the View-all-ads listings, Short Mode displays a short ad description, Expand Mode will display the full ad description.

*Latest Ads* – This allows you to display the latest (newest) ads either at the bottom or the top of the front (categories) display, or if you are using the ADs module for Classifieds Redux then you can set this to no. The Ads module allows you to display on any page of your website, not just the Classifieds Redux pages PLUS it allows you to choose either the latest Ads or the most popular ads or just randomly selected ADs. The Ads module is free to download and use.

*Category columns display* - Depending on your web layout you can display categories in 1, 2 or 3 columns.

*Allow category icons* – indicate whether or not category icons are to be displayed.

*Display user's IP address* – Indicate whether or not the user's IP address is to be displayed on the Add/Update form. Either way the IP address will always be recorded.

*Required color* – For the Ad submission/update form the required fields background color. This value should be 6 characters long, do not include the # sign.


*Optional color* – For the Ad submission/update form the background color for optional fields. This value should be 6 characters long, do not include the # sign.

*Error color* – For the Ad submission/update form when the user passes the mouse over the Save or PayPal buttons a popup warning message will appear indicating which fields are incorrect. When they click OK the required fields that are in error will have a this background color to highlight them.

*Show number of hits* - Indicate whether or not the number of hits for each AD is to be displayed to everyone or only to the owner or managers/administrators in View-All-Ads listings.

*Show NEW indicator* – Show a NEW image  icon in list mode for new ads.

*Number of days in NEW* - Number of days to display the NEW icon image.

*Show HOT indicator* – Show the HOT icon image  for popular ads in list mode.

*Number of HITS for hot* – Number of hits required to achieve a HOT status.

*Display menu* - Display Classifieds Redux menu, if you are using Classifieds Redux Menu module then this can be turned off.

*Display search* - Display Classifieds Redux search, this can be turned off if using Classifieds Redux Search module.

*Display Google Map* – Indicate whether you want to display Google Maps on details page.

## Contact tab:

*Show Contact* – Display contact information to anyone or only to logged in user's.

*Display Full Name?* - Yes to use first/last name or NO to just use the Username.

*Allow Attachment* – allow attachments in Email message when using the email form.

General	Contact	Image	Text	Expiration	PayPal
Show Contact	to anyone ▼				
Display Full Name?	Yes ▼				
Allow Attachment	No ▼				
Email Display	Form ▼				

*Email Display* – 3 choices

**Form** is the built-in email messaging form of Classifieds Redux.

**Image** will take the ad owner's email address and create an image of the email address.

**Link** will create a simple Mailto: link but via Javascript so as to hide the email address from bots scouring the internet.

## Image tab:

*Max Images* – this is a global value and should always be set to a max number of images possible as it is used in some areas.

*Max Ad Image Size* – this is the maximum image size for uploads IE. 5000000 would be 5 Mb

All images will be resized proportionately to avoid distortion.

The following widths and heights are image sizes that the uploaded images will be reduced to, if the uploaded images are smaller (width or height) than these then they will not be resized.

*Max Ad Image Width and Height* - These should be adjusted to actual display needs, usually dictated by the templates you are using.

*Max Ad Thumbnail Width and Height* – should also be determined according to your display needs.

*Tag* - is if you wish a watermark placed on the uploaded images.

*No Picture Image* - link address of the no picture (nopic) image when no pictures attached to an ad. If you have your own no-image icon place it in the images folder of com\_adsmanagerredux and enter it here.

General	Contact	Image	Text	Expiration	PayPal
Max Images		<input type="text" value="10"/>			
Max Ad Image Size		<input type="text" value="5000000"/>			
Max Ad Image Width		<input type="text" value="600"/>			
Max Ad Image height		<input type="text" value="400"/>			
Max Ad Thumbnail width		<input type="text" value="120"/>			
Max Ad Thumbnail height		<input type="text" value="80"/>			
Tag		<input type="text" value="testtextsample.com"/>			
No Picture image		<input type="text" value="/components/adsmanagerredux/images/nopic.gif"/>			
Image Display Type		<input type="text" value="Display Image in Gallery view"/>			
Max Category Icon Width		<input type="text" value="90"/>			
Max Category Image height		<input type="text" value="90"/>			
Max Category Icon Thumbnail width		<input type="text" value="30"/>			
Max Category Icon Thumbnail height		<input type="text" value="30"/>			
Global free and paid images					
Max free images		<input type="text" value="1"/>			
Max paid images		<input type="text" value="4"/>			
Paid image cost		<input type="text" value="6.50"/>			
Global durations and costs for ads					
Duration 1		<input type="text" value="10"/>			
Cost 1		<input type="text" value="0.00"/>			
Duration 2		<input type="text" value="13"/>			
Cost 2		<input type="text" value="14.00"/>			
Duration 3		<input type="text" value="15"/>			
Cost 3		<input type="text" value="16.00"/>			
Duration 4		<input type="text" value="180"/>			
Cost 4		<input type="text" value="18.00"/>			
Duration 5		<input type="text" value="365"/>			
Cost 5		<input type="text" value="20.00"/>			

*Image Display Type* - there are 6 options to choose from

**Display Image in Gallery View** – this is the primary display of Classifieds Redux it will display the first image in the max size and to the right of it any additional thumbnails, with the last thumbnail being the a Google Map (if Google Maps is turned on). When a viewer passes the mouse over an image it will immediately replace the main image (these images are preloaded to insure a quick response). If the Google map is moused over the Google map will replace the main image.

The following selections will display thumbnails only, when a thumbnail is clicked the appropriate actions will be activated.

If Google Maps is turned on then the map will display at the bottom of the detail page.

**Open Image in New Window** – As stated will open a new window/tab for the larger image to display.

**Open Image with Lightbox**

**Open Image with Lytebox**

these two perform basically the same, they pop open a shadowbox with the enlarged picture, if there is more than one thumbnail you will be able to go to the next or back to view all of them in the shadowbox before closing it.

**Open Image with Highslide** – when you position the mouse over a thumbnail a magnifying glass icon will appear, upon clicking it the image will increase to its full size, clicking again will reduce it back to its thumbnail size.

**Open Image in a popup** – when the thumbnail is clicked on a new window will popup with the enlarged image.

*Max Category Icon width* – Maximum width of an icon for the category display.

*Max Category icon Height* – Maximum height of an icon for the category display.

*Max Category Icon Thumbnail width* – Maximum width of a thumbnail icon for the category display.

*Max Category icon Thumbnail Height* – Maximum height of a thumbnail icon for the category display.

### **Global free and paid images**

*Max free images* – maximum number of free images allowed globally, category takes precedence.

*Max paid images* – maximum number of paid images allowed globally, category takes precedence.

*Paid image cost* – cost for each paid image, category takes precedence.

## **Global durations and costs for ads**

*Duration 1* – duration/term of AD in days.

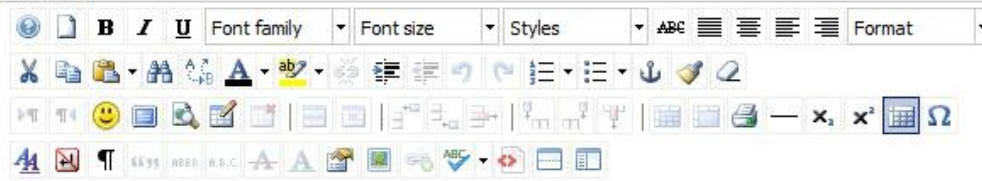
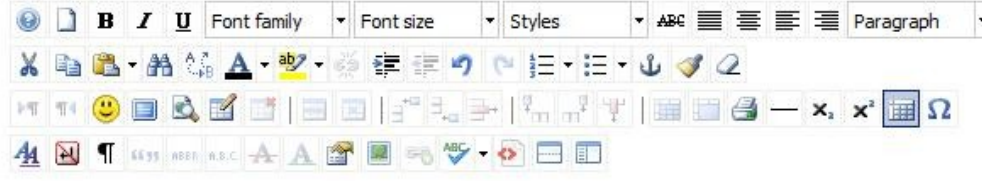
*Cost 1* – cost for this duration/term.

Up to 4 more durations and costs can be defined.

Category durations and costs take precedence over these.

## Text tab:

Enter the text to be displayed on the front Classifieds Redux page (categories list) and the Rules page.

	<p>General Contact Image <b>Text</b> Expiration PayPal</p>
Front Text	<p>[show/hide]</p>  <p><b>Welcome to the Classifieds Redux Demo</b></p> <p>Post an AD. ADs are set to expire in 5 days. In 2 days (3 days before expiration) you will be notified by email that your ad will expire, at which time you can see how easy the renewal process is.</p> <p>If you have any questions or concerns, please go to the forum and post them.</p> <p>If you wish to demo the Redux payments process, for instructions{modal url=ReduxInst.shtml} Click Here{/modal}</p> <p>Path: <span style="float: right;">Words: 86</span></p> <p>Image Pagebreak Readmore</p>
Rules	<p>[show/hide]</p>  <p>The rules are simple. Post your AD.</p> <p>Use common sense, do not post ADs with questionable data.</p> <p>Remember kids may be visiting here.</p> <p>This website and managers are not responsible for the content of the ADs.</p> <p>All liability falls on the shoulders of those posting the ads.</p> <p>Inform us if you find anything objectionable.</p>



## PayPal tab:

Use the PayPal sandbox – if testing set to yes.

PayPal email where payment is to be made – if testing insert you PayPal sandbox email address otherwise put in your actual PayPal email address.

Currency code for Paypal  
USD, EUR, CHF, CAD, etc. -  
enter a valid PayPal currency code.

Currency symbol for Paypal  
\$, €, CHF, £, etc. -  
enter a valid PayPal currency symbol.

Allow recurring payments? - will you allow recurring payments.

Set recurring payments term - 5 options are available

**Default to term defined by category** – use the terms as defined by the category chosen.

**Set term in days** – term set in days.

**Set term in weeks** – term set in weeks.

**Set term in months** – term set in months.

**Set term in years** – term set in years.

**Set term in days** – term set in days.

Set term cycle (ie. X days, x weeks, etc.) - set the cycle for terms.

General	Contact	Image	Text	Expiration	PayPal
Use the PayPal sandbox	<input type="text" value="Yes"/>				
PayPal Email where payment is to be made	<input type="text" value="webmas_12813068@"/>				
Currency code for Paypal USD, EUR, CHF, CAD, GBP..	<input type="text" value="USD"/>				
Currency symbol for display \$, €, CHF, £ ..	<input type="text" value="\$"/>				
Allow recurring payments	<input type="text" value="Yes"/>				
Set recurring payments term	<input type="text" value="Default to term defined by category"/>				
Set term cycle (ie. x days, x weeks, etc.)	<input type="text" value="2"/>				

**For more configuration parameters see part 2 ReduxDOCconfig2.pdf**